



My Bookshelf



Architectural Digest



Backpacker



Bass Player



Better Homes and Gardens



Bloomberg Businessweek - Asia Edition



Condé Nast Traveler



Consumer Reports



Cruising World

外文雜誌線上看

操作手冊

2022年01月01版

大鐸資訊股份有限公司

目錄

壹、 介紹 INTRODUCTION.....	1
一、 簡介 ABOUT “GLOBAL MAGAZINE ONLINE”	1
二、 特色 FEATURE	1
貳、 選擇雜誌 CHOOSE THE MAGAZINE.....	2
參、 雜誌瀏覽功能 SURFING FUNCTIONS	5
一、 瀏覽雜誌頁面 BROWSING PAGE	5
二、 功能列說明 TOOLBARS INSTRUCTIONS.....	6

壹、介紹 INTRODUCTION

一、簡介 ABOUT “GLOBAL MAGAZINE ONLINE”

宏碁電子雜誌出版服務平台提供「外文雜誌線上看」的服務，為您呈現全球雜誌，提供最新鮮最熱門的知識與視野。內容圖文並茂之外，最新的內容也取得快速，透過行動載具即可隨時閱讀雜誌，讓您跨閱世界，同步全球。

Global Magazine Online is a reading platform, exhibiting the magazines published from all over the world, supplied by ACER e-Publishing Service Platform. Not only excellent in pictures and articles, but update new contents rapidly. You can also read those magazines via mobile devices any time.

Global Magazine Online gives you the newest and the most popular knowledge and horizon, makes you keep step with the global trend.

二、特色 FEATURE

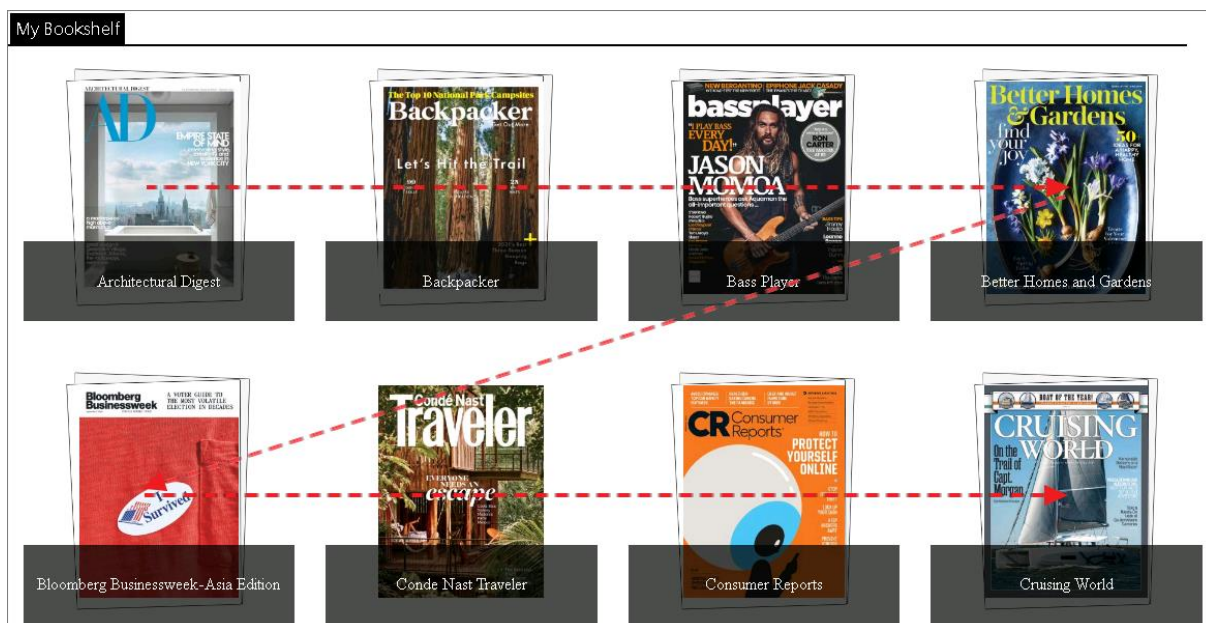
- ◆ 響應式網頁設計(Responsive Web Design)：支援手機、平板等行動裝置使用及閱讀。
- ◆ 紙本同步：與紙本雜誌內容一致，同步出刊。
- ◆ 隨點隨看：透過網路即可線上閱讀雜誌。
- ◆ 提供列印、縮放等功能。
- ◆ Responsive Web Design: supporting for the mobile devices like tablets, and phones.
- ◆ In sync with the paper publication: in sync with the published magazines.
- ◆ Reading at any time: read magazines online through the Internet.
- ◆ Multi-tool: provides print and zoom.

貳、選擇雜誌 CHOOSE THE MAGAZINE

◆ STEP 1

進入「外文雜誌線上看」整體書櫃後，雜誌依照名稱的首個英文字母，A 到 Z 由左至右、由上至下排序，並提供各種刊物的縮圖與名稱，提供選擇點選。

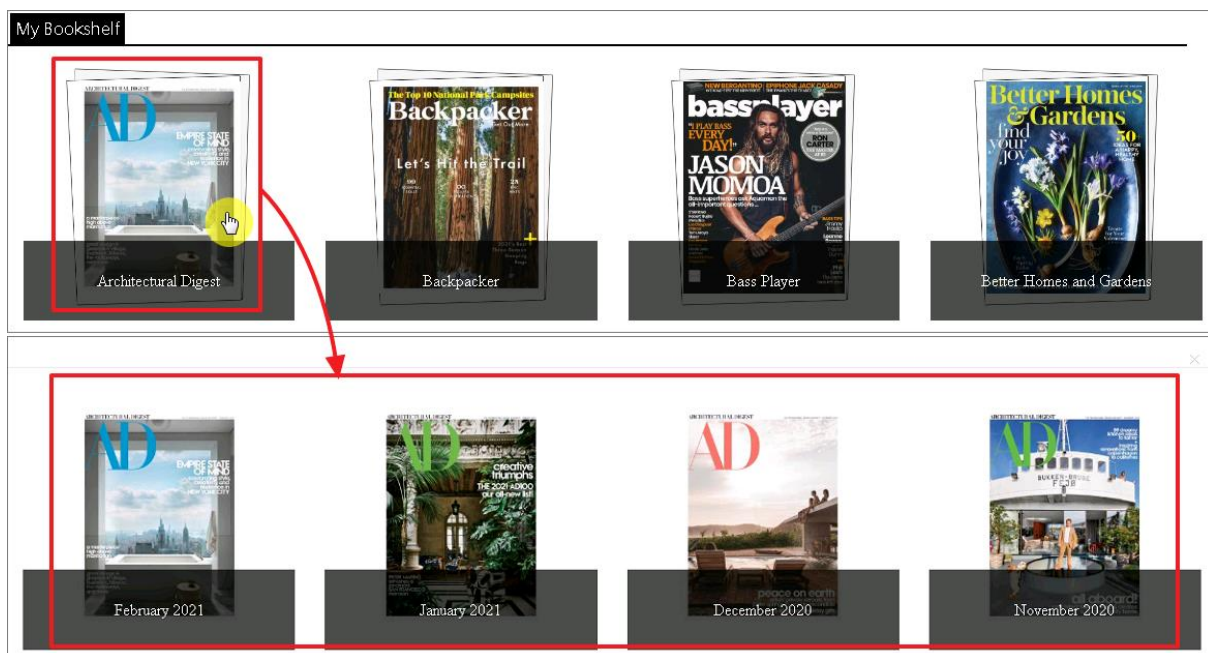
Entered “Global Magazine Online”, the publications will be listed in alphabetical order by the title, and lined from left-to-right and top-to-bottom on the bookshelf, with the cover thumbnails and the titles to click.





◆ STEP 2

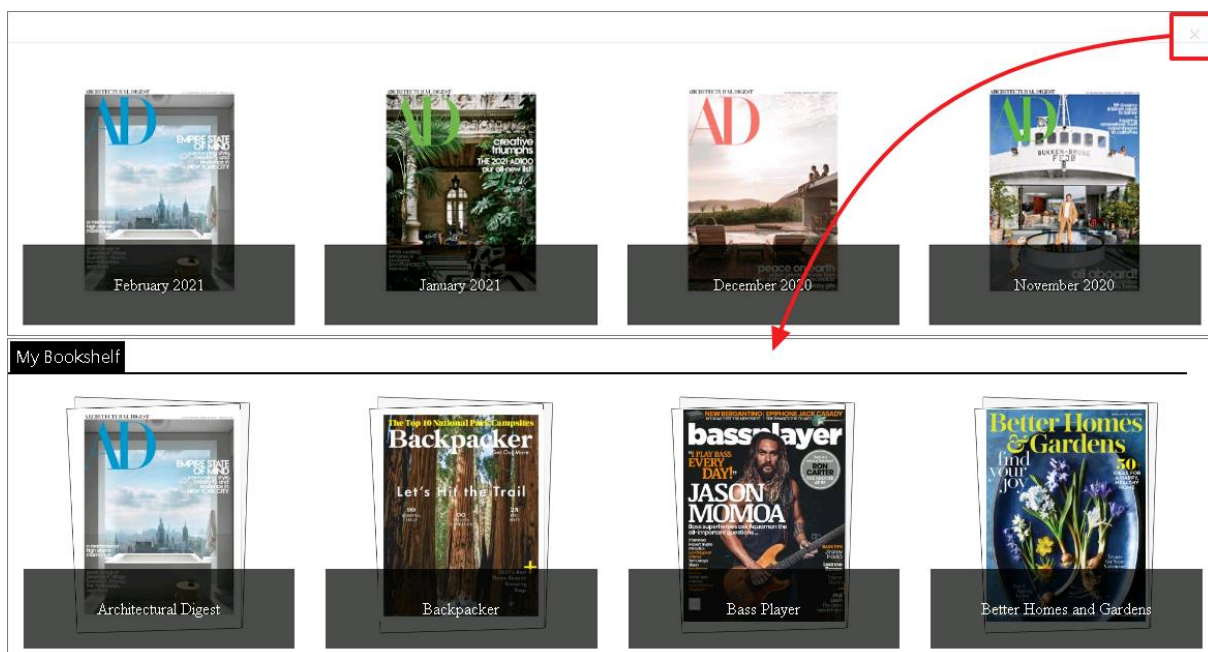
點選刊名後，會顯示該種雜誌各期的雜誌封面，從最新一期開始排序，由左至右、由上至下，列出目前擁有之期數及其封面縮圖。

Tapping on the title, it will display the thumbnails of the magazine cover, from the newest volume to the previous one.



點選單一雜誌書櫃右上角的 ，可以回到整體書櫃中。

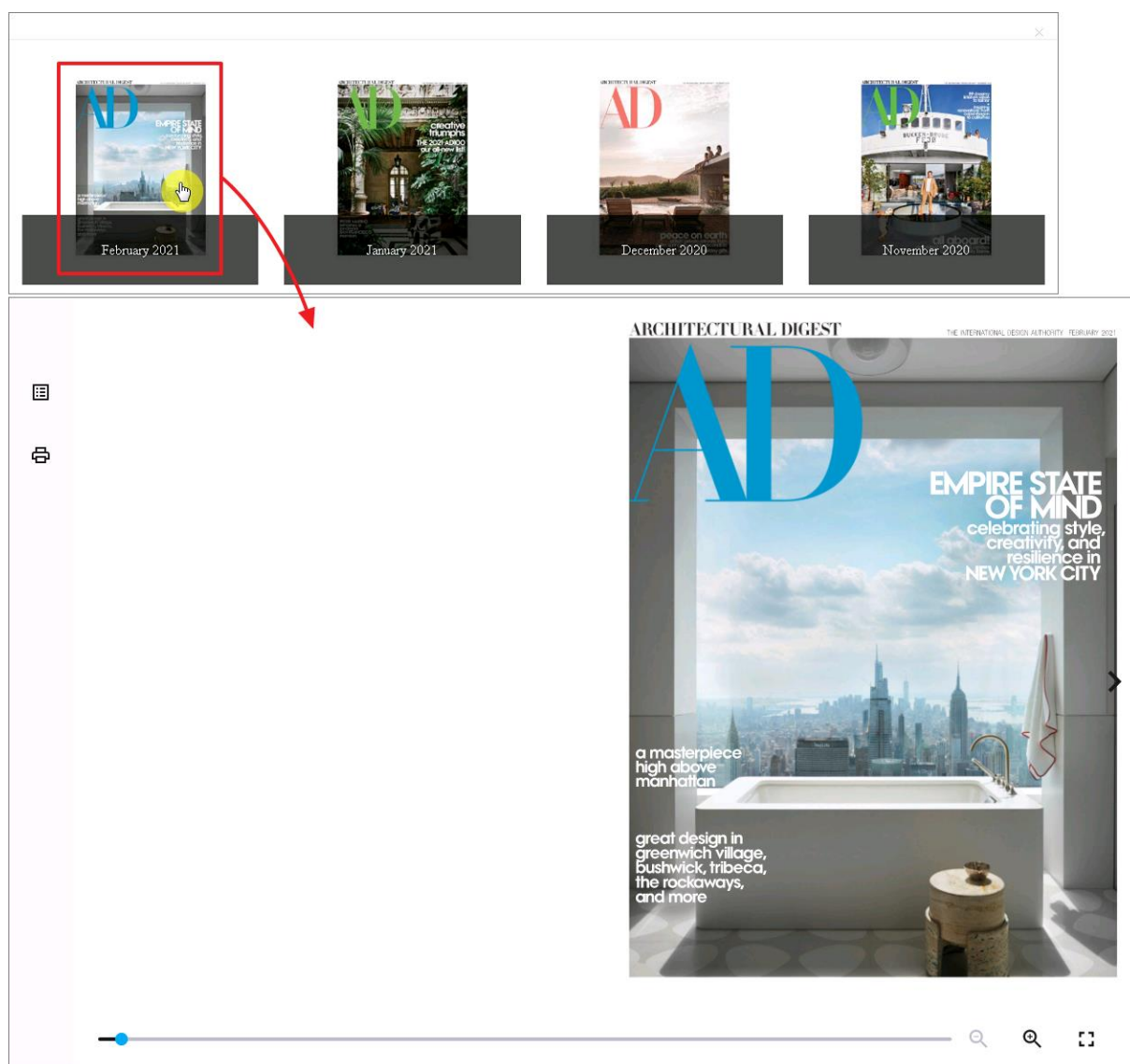
Clicking the ，it will return to previous page.



◆ STEP 3

點選某期雜誌，會開啟該期雜誌影像，您便可以開始瀏覽雜誌。

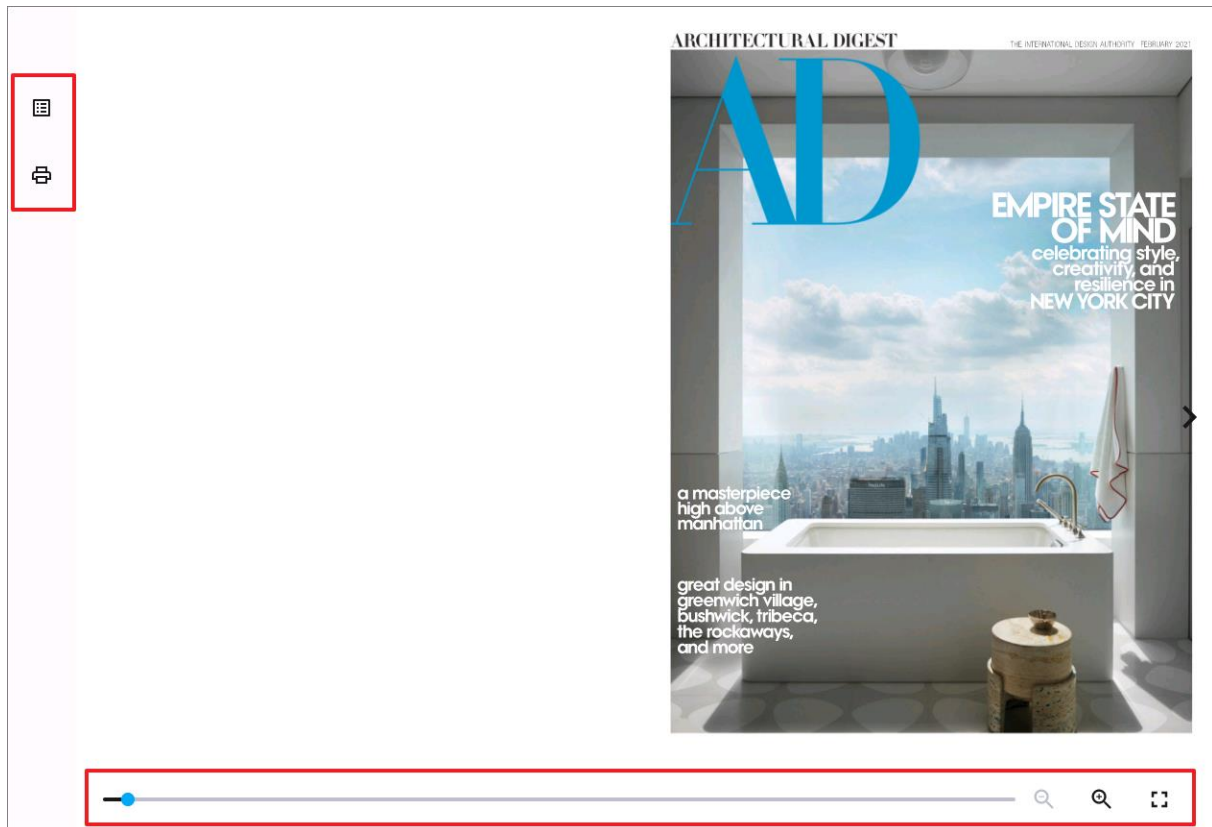
Click on the cover to open the magazine, and then read it on the browser.




參、雜誌瀏覽功能 SURFING FUNCTIONS

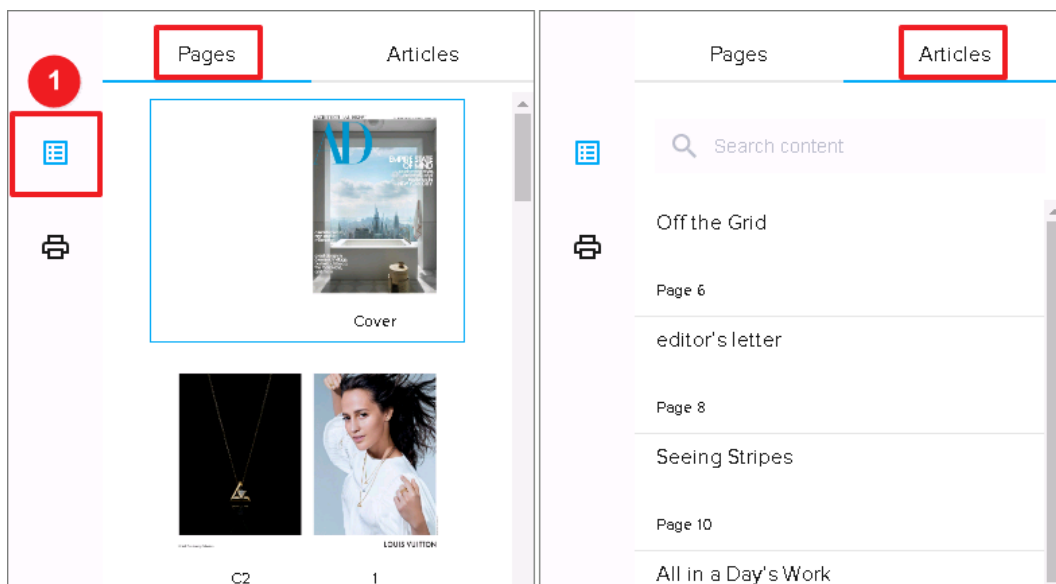
一、瀏覽雜誌頁面 BROWSING PAGE

雜誌影像為圖文並茂呈現與紙本排版相同，功能列位在左側及下方。
The composition of the magazine is the same as the paper publications,
and the toolbar is set on the left side and the bottom of the page.

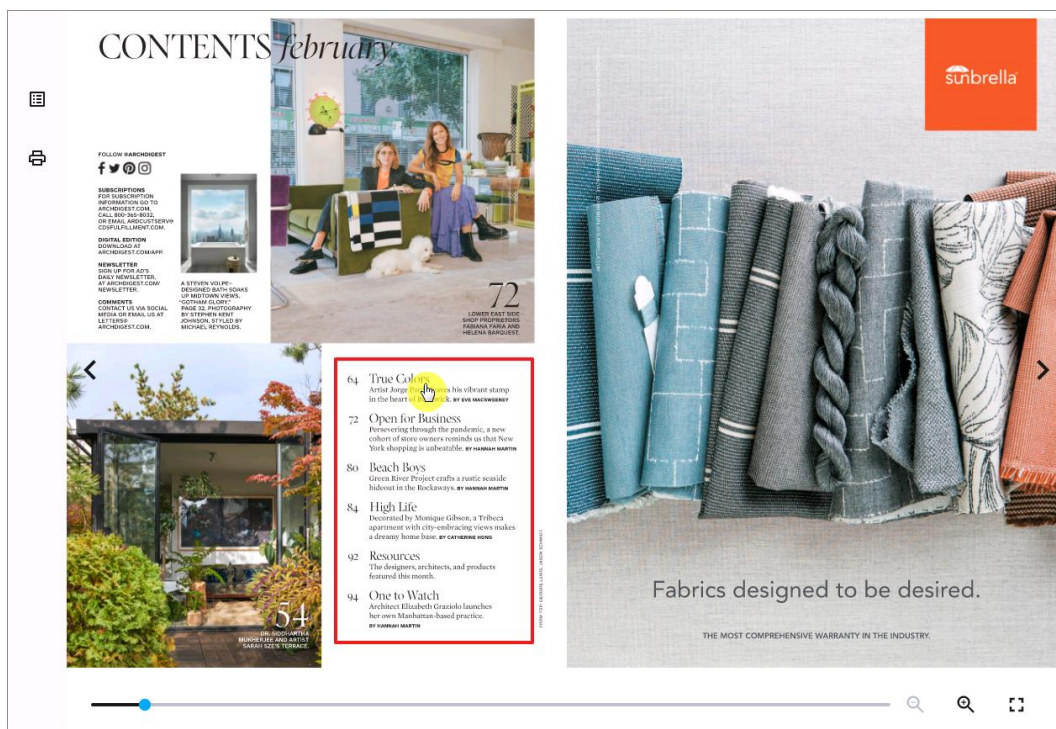


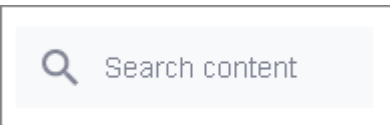
二、功能列說明 TOOLBARS INSTRUCTIONS

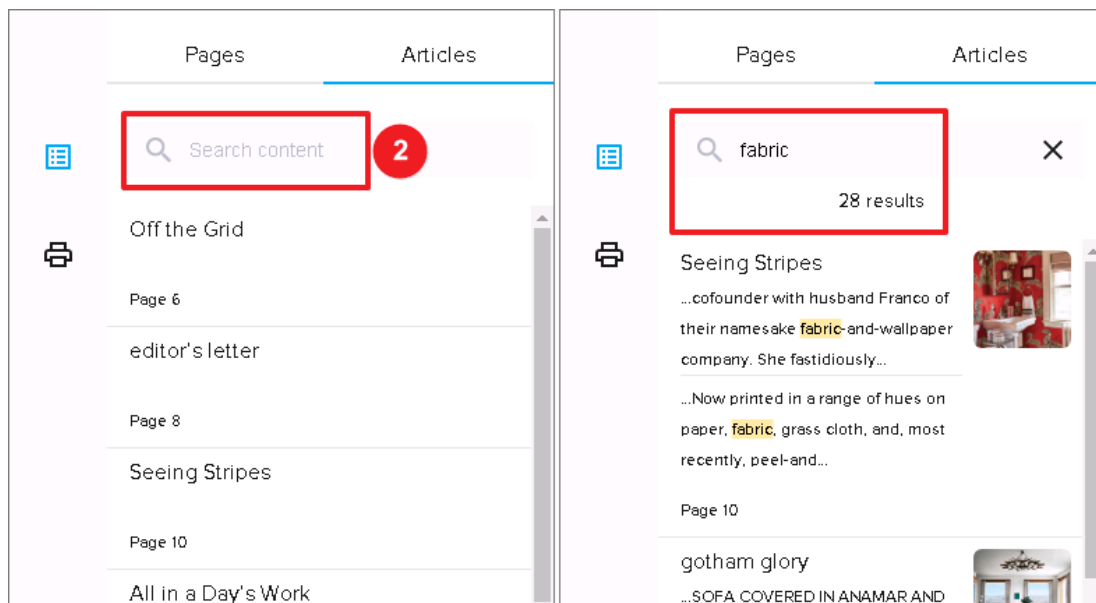
01		<p>Pages 提供整本雜誌每頁縮圖。可點選縮圖，並跳至該頁。 Articles 則提供文章標題連結，可點選文章標題，並跳至該頁。</p> <p>“Pages” providing the magazine page thumbnails to click and skip to. “Articles” provides the article titles with hyperlink, click the titles and skip to.</p>
----	---	---



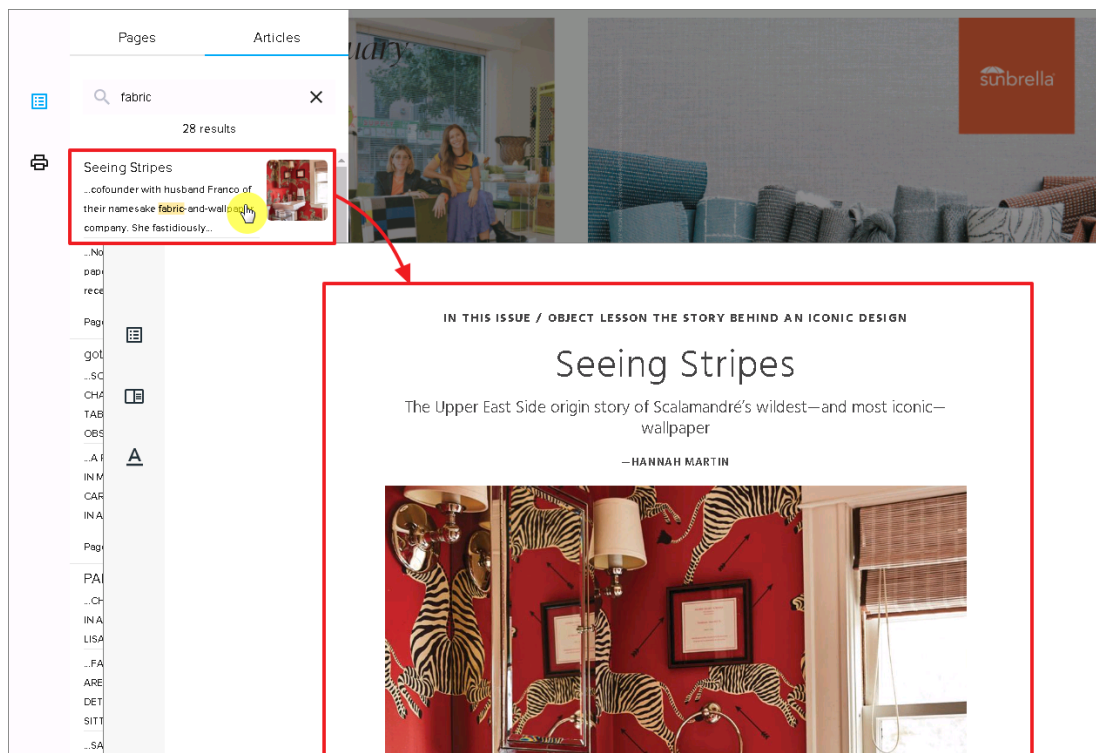
- ◆ 直接點選雜誌內容中的目錄文章標題也可以進入該頁閱讀。
- ◆ Can also click the contents with hyperlink and skip to.



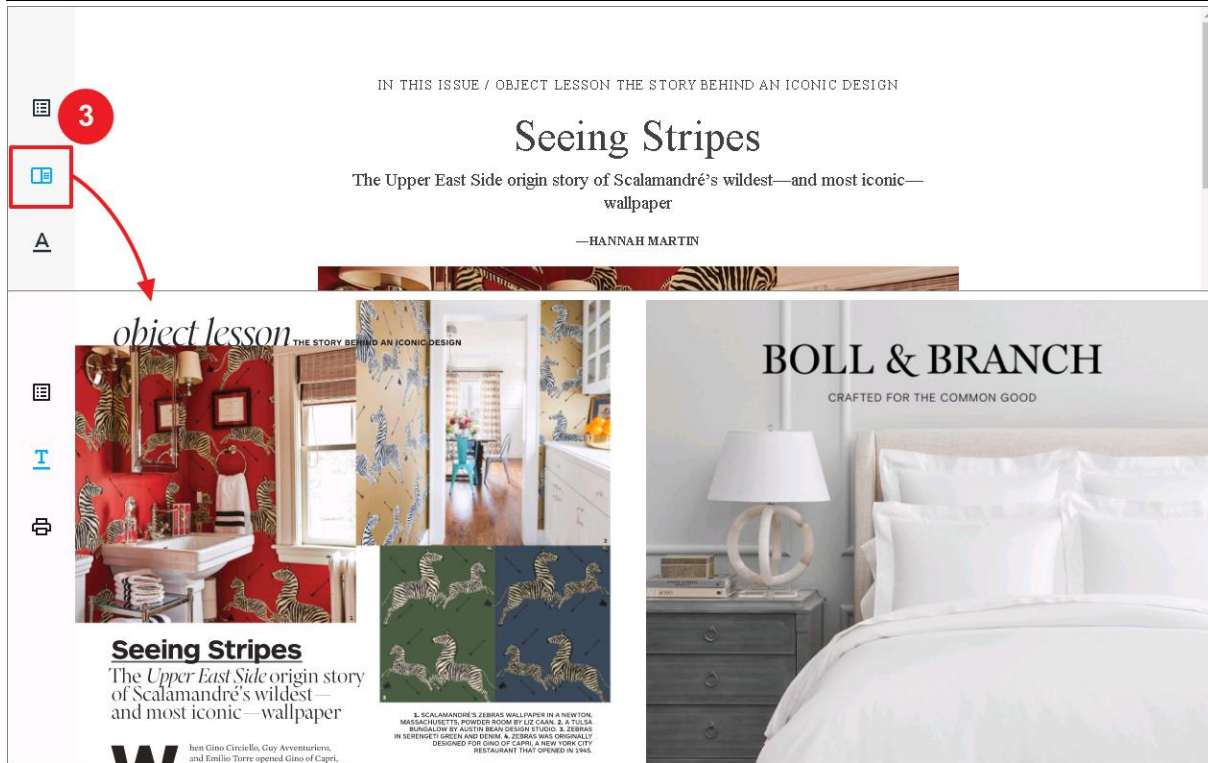
02		<p>在目錄的 Articles 中，提供單期雜誌的文章全文檢索功能，在搜尋框中輸入想查詢的關鍵字，即於下方顯示檢索結果。</p> <p>Provide search bar in “Articles” to search keywords in this magazine contents, the results will show below.</p>
----	---	--



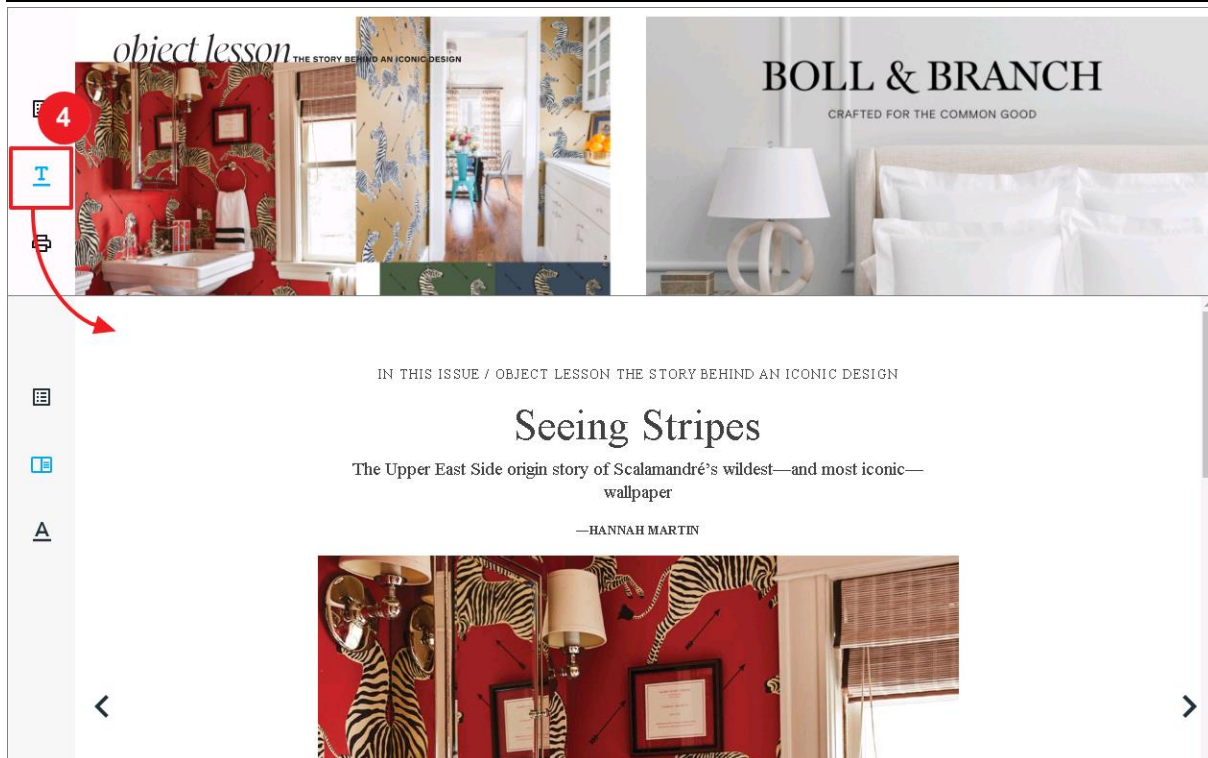
- ◆ 點選檢索結果中的文章標題，可跳至該頁。
- ◆ Click the titles and skip to.





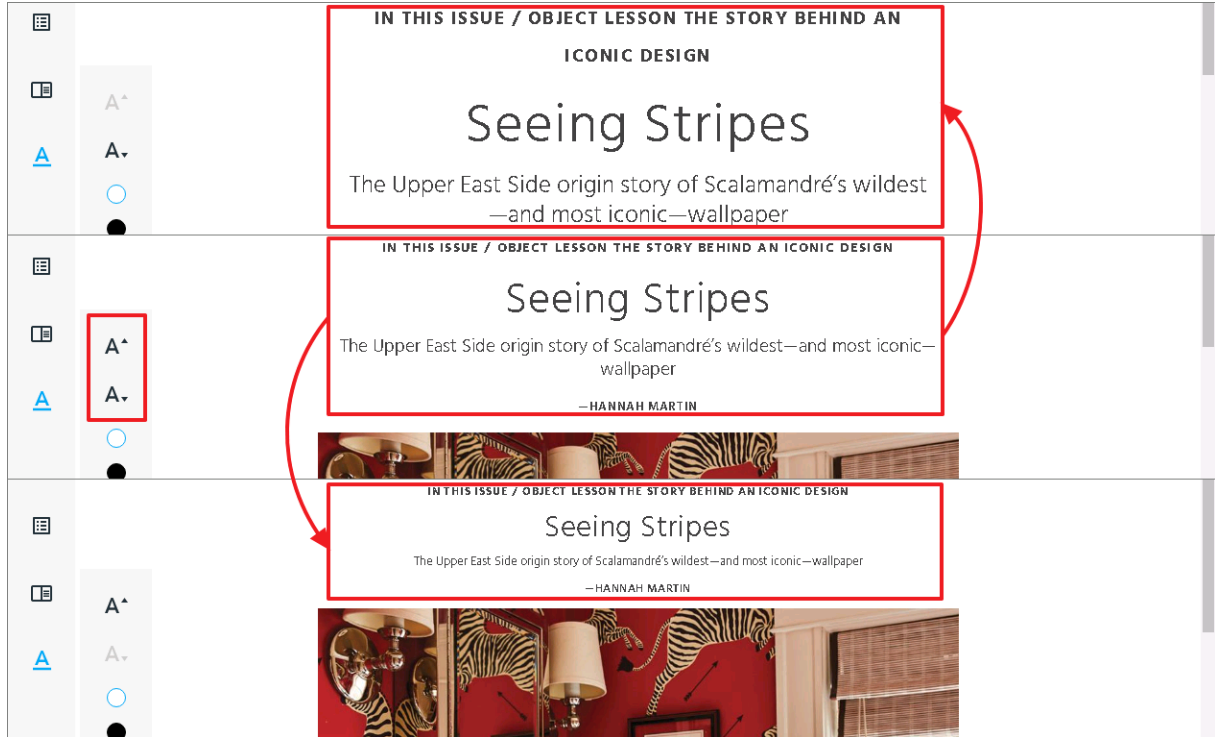
03		可切換與紙本雜誌排版相同的圖文模式閱讀。
		Switch to PDF Mode with the looks same as the paper publications.




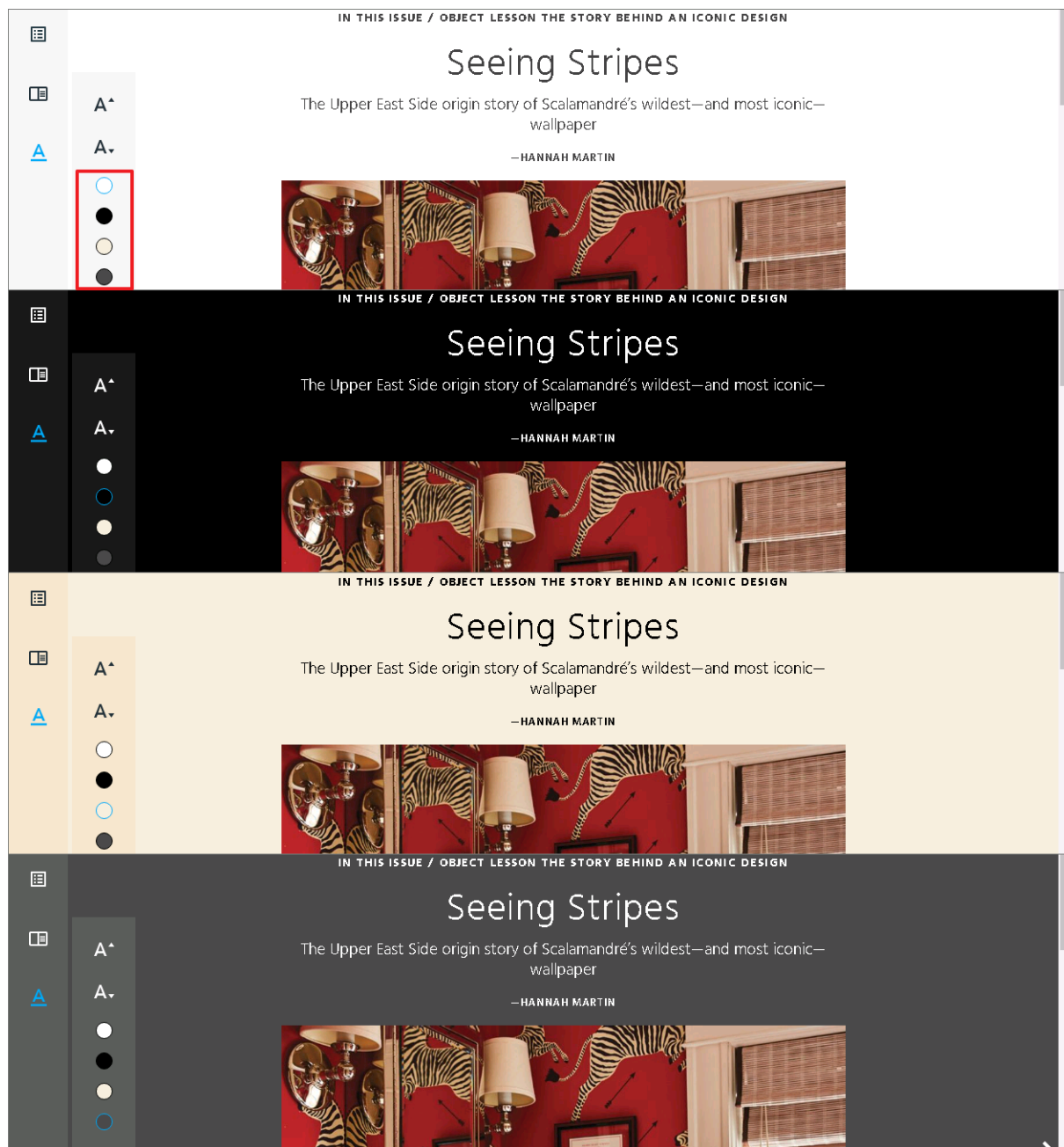
04		可將整篇文章切換成圖文分開排版的文檔模式閱讀。
		◆ 於此模式中，取消「縮放」與「列印」功能。
		Switch to Text Mode, divide the pictures and literature into two parts, makes the typesetting easy to read.
		◆ Print and zoom tool will be unavailable to use.





※		於文檔模式中增加調整字體大小、改變背景顏色功能。 In Text Mode, increase the functions to change the Font Size and switch Background Colors.
※-1		字體變大/變小 Change the Font Size.






※-2		改變背景顏色(4種)
		Switch Background Colors.(4 kinds)




05		<p>可列印目前所觀看的頁面。 單頁顯示的頁面提供單頁列印；雙頁顯示的頁面，可列印雙頁內容。</p> <p>To print the current two page (Due to the copyright concerns, it is only possible to print one page at a time.)</p> <p>The page shown in double-sided can use the print tool to set up double-sided print.</p>
----	---	--





06		<p>可點選圖示、前後滾動滑鼠滾輪，或使用行動裝置縮放手勢，縮放頁面大小。</p> <p>Tapping on  or  to specify the percentage you wish to zoom in and out.</p> <p>Furthermore, it is possible to use the scroll option with your mouse, or on a mobile device pinch in or out.</p>
----	---	---

restaurant’s hallmark until a fire ravaged the place in 1973. Gino’s wasn’t Gino’s without the zebras, so Circiello turned to artist and designer Flora Scalamandr , cofounder with husband Franco of their namesake fabric-and-wallpaper company. She fastidiously redrew the zebras and cut new screens, creating a spitting image of Crescenzi’s original. Well, almost—at some point in the printing process, a stripe was left off the smaller zebra’s rump.



10 ARCHDIGEST.COM




07		<p>可切換前、後一頁。</p> <p>◆ 點選方向鍵時，圖示會顯示成藍色。</p> <p>To navigate from page to page, click on the arrow buttons on your screen. Alternatively, use the arrow buttons on your keyboard, or swipe on mobile devices (to move one page back or one page forward).</p>
----	---	--

object lesson THE STORY BEHIND AN ICONIC DESIGN




Seeing Stripes
The Upper East Side origin story of Scalamandr ’s wildest—and most iconic—wallpaper




BOLL & BRANCH
CRAFTED FOR THE COMMON GOOD



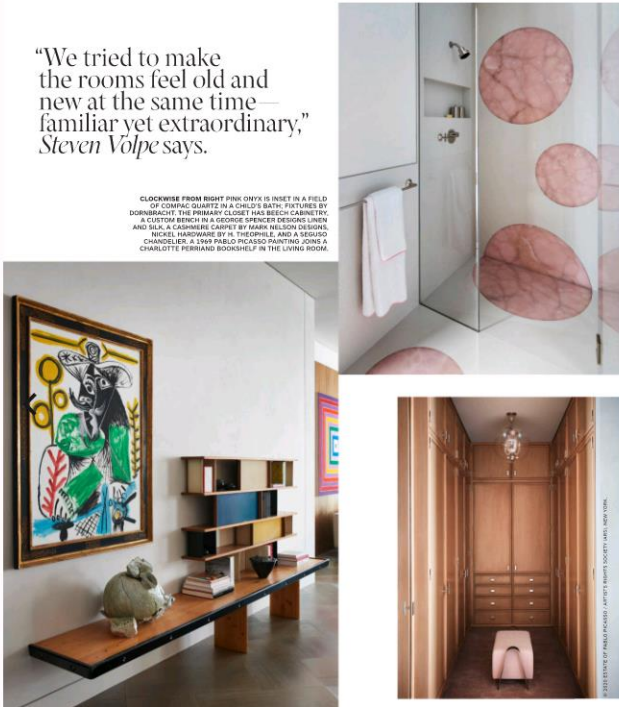
7




<p>08</p> 	<p>可左右捲動卷軸切換前後頁面。</p> <p>◆ 拖曳藍色圓點捲動卷軸時，會顯示當前頁數。</p> <p>Use the Scrollbar at the bottom of the page to navigate from page to page.</p> <p>◆ While clicking and dragging the blue spot, it shows the current pages.</p>
---	---

"We tried to make the rooms feel old and new at the same time—familiar yet extraordinary," Steven Volpe says.

CLOCKWISE FROM RIGHT: PINK OVALS IS INSET IN A FIELD OF COMPACT QUARTZ IN A CHILD'S BATH; FIXTURES BY DOWNBRIGHT; THE PRIMARY CLOSET HAS BEECH CABINETRY; CUSTOM BENCH IN A GEORGE SPENCER DESIGNS LINEN AND SILK; A GARDNER CHERIE BY PARRY NELSON DESIGN; NICKEL HARDWARE BY H. THEOPHILE; AND A SÉUSSO CHANDELIER. A 1989 PABLO PICASSO PRINTING OWNS A CHARLOTTE PERRAND BOOKSHELF IN THE LIVING ROOM.






BELOW A CHILD'S BEDROOM HAS A CUSTOM BLEACHED MAHOGANY BUNK BED WITH D. PORTHAULT LINENS, A PIERRE PAULIN CHAIR COVERED IN MANHATTAN FABRIC, WOOL CARPET BY STANK, AND CURTAINS IN A KERRY JOYCE LINEN.


DESIGNED FOR GINO OF GINO, A NEW YORK CITY RESTAURANT THAT OPENED IN 1946.

Nobody noticed until the pattern, straightforwardly known as Zebra, was back on the walls, so it was decided to leave it as is—another charming detail of a place where Frank Sinatra, Ed Sullivan, and Barbra Streisand might have sharpened spaghetti next to everyday New Yorkers.

Circello died in 2001, and his legendary restaurant was shuttered nine years later due to a large part of an exorbitant rent increase (it was replaced by a cupcake shop). But the zebra, it turns out, had legs of their own. They appeared in films (Woody Allen's 1995 *Leviathan*, Wes Anderson's *DJ The Royal Zanzibar*) and interior spaces around the world. Now printed in a range of uses on paper, fabric, grass cloth, and most recently, peel-and-stick wallpaper, Zebra remains a best seller at Scalamandré (the missing stripe back). People love it for the same reason they loved Gino's—it's a tried and true classic. scalamandre.com —HANNAH MARTIN



The softest organic sheets.



BOLLANDBRANCH.COM